

TECHNICAL SERVICE BULLETIN

To: PowerBoss Dealers

From: PowerBoss Technical Support

Date: 11/5/2010


Subject: TSB for CABLE P/N 744617

Reason for Change

INCORRECT CABLE INSTALLED AT FACTORY MAY CAUSE DAMAGE TO WIRING

Improvement

CORRECT CABLE GAUGE WILL ELIMINATE POSSIBLE DAMAGE. REMOVE AND REPLACE WITH NEW.
TIME ALLOCATED FOR CREDIT: ½ HOUR LABOR



WARNING

**BEFORE ANY WORK:
DISCONNECT BATTERY NEGATIVE CABLE TO AVOID DAMAGE TO ELECTRICAL COMPONENTS**

Tools

½" Socket, 7/16" Socket,

Models/Serial Numbers Affected

AM9D SERIAL NUMBERS

18658910,18659910,18660910,18661910,18662910,18663910,18664910,18665910,18666910,
18667910,18668910,18669910.

ARMADILLO 9XRDSL SERIAL NUMBERS

18696100,18697100

ARMADILLO 9XRDSL SERIAL NUMBERS

18698100 18699100

CORE 50 DSL SERIAL NUMBER

18706100

HM 1800DSL SERIAL NUMBER


7475 30 0 01144

JONAS 1900DSL SERIAL NUMBERS


6330 20 0191 5 ,6330 20 0 0192 5, 6330 20 0 01945 5, 6330 20 0 01884 4

Refer to Installation Manual for next pages for installation procedure

REMOVE OLD CABLE FROM STARTER AND INSERT NEW CABLE 744617 THROUGH 3342931 BOOT AND REINSTALL.



REMOVE OLD CABLE FROM ISOLATOR AND RED BOOT. REPLACE WITH NEW 744617. ROUTE CABLE THROUGH RED BOOT AND MOUNT TO INSOLATOR DISTRIBUTION POINT (3400071)



VIEW OF WIRES ROUTED THROUGH BOOT

